

Keskusteluaiheita – Discussion papers

No. 949

Christopher Palmberg – Olli Martikainen

**THE FINNISH TELECOM SECTOR
FACING NEXT GENERATION STANDARDS
– INDIGENOUS CAPABILITIES VERSUS
R&D ALLIANCES***

* We wish to thank Tuomo Nikulainen for invaluable help with data collection, and Tarmo Lemola for other assistance during the preparation of an earlier version of this paper presented at the second Globelics conference in Beijing, China, October 16-20.10.2004. We also wish to thank Morris Teubal for comments received at the Globelics conference. This paper is part of the PROACT research program. We gratefully acknowledge funding by the Ministry of Trade and Industry.

PALMBERG, Christopher – MARTIKAINEN, Olli, THE FINNISH TELECOM SECTOR FACING NEXT GENERATION STANDARDS – INDIGENOUS CAPABILITIES VERSUS R&D ALLIANCES. Helsinki: ETLA, Elinkeinoelämän Tutkimuslaitos, The Research Institute of the Finnish Economy, 2004, 26 p. (Keskusteluaiheita, Discussion Papers, ISSN 0781-6847; No. 949).

ABSTRACT: After the success related to the GSM standard, the Finnish telecom sector has come to the crossroads and now phases various possible paths to follow and challenges to master. At present there is technological and market competition both within and between different next generation telecom standards. Against this background we identify three possible future scenarios of these next generation standards, and analyse recent patterns of internal and external diversification of prominent Finnish telecom firms using data on patents and strategic R&D alliances. Our results indicate that the Finnish telecom sector has diversified its technological base in recent years. The sector appears internally/indigenously weak in Internet-related new telecom technology fields and related applications. However, telecom firms have also extensively engaged themselves in complementary R&D alliances in these fields. We assess the limitations, present and possible future implications of these findings.

KEYWORDS: Standards, Finnish telecom, diversification, R&D alliances

PALMBERG, Christopher – MARTIKAINEN, Olli, THE FINNISH TELECOM SECTOR FACING NEXT GENERATION STANDARDS – INDIGENOUS CAPABILITIES VERSUS R&D ALLIANCES. Helsinki: ETLA, Elinkeinoelämän Tutkimuslaitos, The Research Institute of the Finnish Economy, 2004, 26 s. (Keskusteluaiheita, Discussion Papers, ISSN 0781-6847; No. 949).

TIIVISTELMÄ: GSM-standardin luoman menestyksen jälkeen suomalainen tietoliikenneala on uusien valintojen ja haasteiden edessä. Tällä hetkellä on käynnissä kilpailu useiden seuraavan sukupolven teknologiastandardien välillä, sekä siitä mihin standardeihin nykyiset markkinat siirtyvät. Tätä taustaa vasten identifioimme kolme mahdollista skenaariota seuraavan sukupolven standardien valinnalle. Lisäksi analysoimme merkittävimpien suomalaisten tietoliikennealan yritysten sisäistä ja ulkoista diversifikaatiota lähihistoriassa käyttäen tietoja patenteista ja strategisista T&K alliansseista. Tutkimuksen perusteella suomalainen teleala on hajauttanut teknologiapohjaansa viime vuosien aikana. Vaikuttaa myös siltä, että sisäiset teknologiapanostukset uusiin Internet-pohjaisiin tietoliikenne- ja sovelluksiin ovat olleet vähäisempiä kuin traditionaalisille alueille. Näille uusille alueille on kuitenkin käynnistetty runsaasti komplementtaarisia T&K-alliansseja. Arvioimme näiden havaintojen tämänhetkistä ja tulevaa merkitystä sekä niiden mahdollisesti aiheuttamia rajoitteita.

AVAINSANAT: Standardit, Suomen tietoliikenneala, diversifikaatio, T&K-allianssit

CONTENTS:

1 INTRODUCTION	1
1.1 Background.....	1
1.2 Aim and structure of paper	2
2 CONTEXTUAL FRAMEWORK.....	2
2.1 Technological diversification and strategic R&D alliances	2
2.2 The 3G and 4G scenarios.....	4
3 INTERNAL VERSUS EXTERNAL DIVERSIFICATION OF THE FINNISH TELECOM SECTOR	6
3.1 A note on the data used.....	6
3.2 Trends and structure of patenting and R&D alliance activity	10
3.3 Breadth of technological diversification.....	12
3.4 Depth of technological diversification.....	14
3.5 The nature of external diversification.....	17
4 A CONCLUDING DISCUSSION.....	20
REFERENCES:	24
APPENDIX:.....	26

1 INTRODUCTION

1.1 Background

The Finnish telecom sector has come to the crossroads and now faces various possible paths to follow and challenges to master. The 1990s witnessed the emergence, internationalisation and rapid growth of Nokia, which, today, has a very strong position globally (and indeed in the Finnish economy as a whole). Nokia has also contributed to the outgrowth of a broader ICT cluster of related and supporting industries in the fields of embedded software, mobile network equipment and operation, multimedia and components. A pivotal event in this context was the early focus given to the GSM standard in the late 1980s in Finland, and capabilities were developed to overcome the related technological and market discontinuities (Palmberg and Martikainen, 2004).

After the successful global inauguration of the GSM service, the Finnish telecom sector has set out on a development path towards the commercialisation of technologies related to third generation (3G) wireless standards, and especially to the UMTS (the UMTS is a European incarnation of the W-CDMA standard). This is a logical path, given that the UMTS standard often is considered as a linear European outgrowth of the GSM standard. Nonetheless, it is as of yet unclear whether the UMTS standard will achieve the same momentum as the GSM. At present there is technological and market competition between different 3G standards, where the US- and Korean-backed CDMA2000, and possible also the Chinese TD-SCDMA are serious contenders to the W-CDMA. Some commentators also identify wireless VoIP and especially WLAN/WiMax as dire competitors to 3G standards with the potential to disrupt the ICT sector as a whole. Common to these competitors to the linear GSM-UMTS path is their origin in the datacom industry following the development of the Internet Protocol (IP) that underlies the Internet (Tan et al., 2004).

The Finnish telecom sector has broadened significantly both technology- and product-wise, and developed into a coherent cluster of related and supporting industries. However, one might suspect that a degree of path-dependency is observable in so far as the UMTS standard is a logical extension of the GSM standard, so successfully mastered in the past. Further, Nokia is now a global firm with lesser domestic ties. A key question is therefore if, and to what degree, the Finnish telecom sector is overly focused on GSM based telecom technologies, especially at the expense of Internet-related 'new' technologies that hold disruptive potential. One way to differentiate between these two technology fields is by referring to the former as the linear 3G scenario, while referring to the latter as the extreme 4G scenario. In between these scenarios we might also locate the hybrid 3G/4G scenario that combines elements of both.

1.2 Aim and structure of paper

In this paper we provide a preliminary assessment of the position of the Finnish telecom sector with respect to the above mentioned scenarios, while leaving the debate on the competition between different 3G standards aside. We do not intend to provide a definitive viewpoint of whether the Finnish telecom sector has greater possibilities to success in one or the other of these two scenarios. Rather, we wish to highlight and discuss the breadth and depth of recent patterns of technological diversification of the sector from the perspective of technology fields related to traditional GSM- and new Internet-related telecom fields. As such, this paper is ‘insightfully speculative’ in so far as past developments are reliable indicators of the future.

More precisely, we provide empirical insights and, at least partial, answers to the following two questions that we tackle in this paper:

1. Have patterns of internal/indigenous diversification of the Finnish telecom sector differed from those of external diversification in terms of technological breadth and depth? If so, how?
2. Which have been the characteristics of external diversification through R&D alliances in terms of their nature?

Taken together, these questions, and the related discussion, also go some way towards assessing the characteristic of Finland’s entry into Internet-related telecom, although a full-fledged analysis of the organisational, institutional and competitive restructuring of the broader Finnish ICT cluster is outside the scope of this paper.

The point of departure of this paper is in the discussion on technological diversification and convergence at the industry and firm level. The theoretical literature is discussed in section 2, along with a brief account of the differences between the 3G and 4G scenarios. The empirical part of the paper uses a combination of patent data to measure internal/indigenous diversification and a database of R&D alliances to measure external diversification. Data limitations and the methodology is discussed in the third section, followed by a presentation of the results of the statistical analysis. Section 4 concludes the paper.

2 CONTEXTUAL FRAMEWORK

2.1 Technological diversification and strategic R&D alliances

The diversification of industries is facilitated through two main processes. Industries might diversify through the entry of new firms or through the diversification of existing firms. For practical reasons this paper mainly focuses on the latter processes as viewed through the diversification of Finnish telecom firms established before the year 1997.

In the literature, a seminal contribution is Penrose (1959). She focused on product and market diversification of firms as an intrinsic outcome of firm growth. In various elaborations of Penrose (1959) firms are understood as organizations engaged in continuous learning processes through experimental adaptation and creation of technologies and competencies. Two important insights emerge from this so-called resource-based view of the firm. First, given the centrality and locally constrained nature of learning processes, diversification exhibit strong path-dependency phenomena. Firms tend to learn close to zones of their existing activities and competencies. Second, and partly as a consequence, related diversification tends to be more economically successful than unrelated diversification since the latter is managerially much more demanding (see Foss (1997) for a reader).

More recently increasing attention has been given to technological rather than product and market diversification both at the firm and industry level (see special issue in Research Policy from 1998). This is due to pioneering research drawing on patent databases. Among others Kodama (1986), Pavitt et al. (1989), Patel and Pavitt (1994), and Cantwell and Piscitello (2000) show that the technological profiles of large firms show diversifying patterns over times, even though the same firms have remained relatively coherent on the product side. This also appears to hold at the industry level as shown, among others, by Fai and Tunzelman (1999). Various explanations have been put forth to explain this path-dependent and diversifying pattern of technological diversification at the firm and industry levels (Granstrand et al., 1997). Some of these explanations seem to be particularly relevant in the context of the telecom sector.

There is agreement that products are becoming increasingly complex and multi-technology due to rapid scientific and technological advances, especially during the last decades. This tendency is very clear in the telecom sector, characterised by strong technological complementarities, systematic innovations and network externalities. For example, switching technologies fused with digital technologies in the 1970s, and further with radio transmission technologies in the 1980s. Present wireless telecom standards cover a very broad and complex set of technologies, whereby firms also have to become multi-tech even though they might focus on the commercialisation of niche products (Granstrand et al., 1997).

A salient feature is also an ongoing process of technological convergence between the telecom and datacom technologies (Kogut, 2003). This convergence is largely due to the digitalisation of telecommunications, combined with the development of the Internet Protocol (IP) that facilitates interoperability across heterogeneous networks. Telecom equipment producers have not yet become major players in the datacom industry. But this ongoing process of convergence does imply that telecom firms have to develop non-core technologies through diversifying towards datacom.

The diversification towards non-core – sometimes unrelated – technologies might be interpreted with reference to the discussion on absorptive capabilities and complementary assets (Cohen and Levinthal, 1990; Teece, 1986). Firms, especially in the telecom sector, have to develop in-house capabilities in non-core technologies in order to be able

to absorb and exploit new, or emerging, technologies. Further, since firms seldom manage to commercialise and benefit economically from innovations alone, complementary assets in R&D, production, marketing and retailing often become essential. Diversification towards unrelated technologies might therefore also be essential in order to either build, or collaborate for access to, complementary technological assets.

However, technological diversification in the telecom sector is also induced on firms due to the present uncertainties surrounding the choice of next generation standards and the potentially disruptive effects of Internet-related technologies. On the one hand firms have to develop technologies and IPRs in specific standards which they deem relevant for their businesses in order to secure access to related licensing fees and markets (Shapiro, 2003). On the other hand, the co-existence and competition between many standards incentive firms to diversify and place their bets on many different standards. In the end, those firms with the strongest technological and IPR position in the ‘winning’ next generation standards will also be set to gain the most.

The received literature has foremost focused on the internal diversification of firms as measured by the distribution of patents across technological fields. But internal diversification based on in-house R&D is not the only means that firms can use to diversify their technological base. In the ICT sector, and especially in telecom, the number and importance of strategic R&D alliances have been growing significantly since the mid 1980s, not least due to the active stance that firms have taken vis-à-vis standardisation (Hagedoorn, 2002; Palmberg and Martikainen, 2005). In this context, strategic R&D alliances offer an additional mean for firms to diversify to related or unrelated, non-core technologies, and thereby complement their internally developed technology base.

While strategic R&D alliances might contribute to the technological diversification of firms, it should be stressed that this type of external diversification should only be considered as complementary to the internal diversification of the core technological base of firms. R&D alliances are commonly considered most beneficial in unrelated diversification towards complementary, non-core, fields in order to exploit economies of scale and scope in R&D and to share risks (Teece, 1986; Hagedoorn, 1993). Risk sharing also implies that benefits and liabilities are shared, whereby external diversification does not secure a long term technological and IPR position. As a consequence, we suggest that in-house diversification is more akin to indigenous developments and longer-term competitiveness of firms or an industry in a specific technology field. Strategic R&D alliances capture collaborative diversification, where the risks and benefits are shared between all partners to the alliance. They are thus more relevant for developing short-run competitiveness in a specific technology field.

2.2 The 3G and 4G scenarios

Before proceeding to the empirical part of this paper, a more detailed discussion of our definition of the 3G and 4G scenarios in the telecom sector is warranted. Even though the literature has identified many different scenarios in this context, we will focus on three of these for the sake of analytical clarity. We chose to call these the *linear 3G sce-*

nario, the *extreme 4G scenario*, and the *hybrid 3G/4G scenario*. This third scenario might be the most realistic even though it is outside the scope of this paper to provide any robust assessments of the realization of these scenarios (see e.g. Bohlin et al. (2004) for a discussion).

The first linear 3G scenario started to unfold when stored program controlled digital switches enabled the development of roaming and handover functionalities for cellular radio. After several analogue cellular standards, the first commercial digital services started in the early 1990s through the inauguration of the GSM service on a global scale. Since then GSM has become the most popular digital mobile network standard. The GSM thus very much represents the second generation (2G) digital mobile network standard.

The development of the cellular systems from GSM eventually to 3G is often referred as the GSM-continuum, and hence we call this *the linear 3G scenario*. The basic idea in this development is to add data packet network functionality to the switched GSM network, including both core-network capabilities and radio access network capabilities. This first step with enhanced GSM-radio access is called General Packet Radio Service (GPRS). When broadband WCDMA or CDMA2000 radio access is included in this service, the first phase 3G network is available. The next phase of 3G also includes broadband, high speed, data transmission. So, the packed data system is included on top of the GSM switched system as an overlay enabling the combination of voice and data services.

The global standardization of 3G mobile systems has been done at the standardization body named ITU. In Europe 3G is called UMTS and it is based on WCDMA standards. In Japan there is an own version of WCDMA and in the USA the CDMA2000 standards is the prevailing one, while the Chinese version is the TD-SCDMA. It should be noted that these different incarnations of 3G essentially are competing standards, as suggested in the introduction. However, in this paper we cannot differentiate between different technology fields underlying each of these, whereby our definition of the linear 3G vision of necessity is broad (Henten and Saugstrup, 2004). It is indicative of technological diversification within the broader fields of ISDN-based switching and transmission technologies which are common to all 3G standards.

The second scenario is labelled *the extreme 4G scenario*. It is based on Wireless LAN (WLAN), which is a cost-efficient wireless data access technology based on the Local Area Network architecture, optimized for indoor office environments. WLAN provides today much faster data speeds than those available in 3G. Building outdoor public WLAN coverage has proved to be a difficult task. WLAN hotspots are small and a large number of them are needed for extensive coverage. Unlike WLAN, WMAN (Wireless Metropolitan Area Access) is a technology that has been designed for outdoor coverage. The most important WMAN standard is the IEEE 802.16a, also called WiMax. The next major step will be the IEEE 802.16e, which adds mobility to the concept.

These 4G networks are commonly considered to be based on broadband wireless technologies such as WLAN and WiMax. A critical part of our definition of this extreme 4G scenario is that its relevant core technologies have developed independently from the fields of ISDN-based switching and transmission technologies underlying the linear 3G scenario, and have their origin in the datacom industry. The core technologies are instead Internet-related, as they are compatible with Internet architecture and the Internet Protocol (IP). Nonetheless, vested interests amongst incumbent equipment suppliers and operators, as well as problems with security issues makes this extreme 4G scenario unlikely as a 'stand-alone' scenario, although WLANs already have experienced a breakthrough in corporate networks and business applications.

Finally, *the hybrid 3G/4G scenario* is based on intelligent terminals which are capable of roaming between the existing cellular networks and the developing wireless broadband networks. Both broadband wireless technologies, such as WLAN and WiMax in the extreme 4G scenario, and switching and transmission systems in the linear 3G scenario, will be supported. This implies the possibility of using the so called multichannel access to several wireless networks and vertical roaming between cellular and broadband wireless access networks. Depending on the user location and current service needs, the best available wireless access can be chosen. However, this hybrid scenario may be biased towards Internet type of applications and services due to technical problems.

3 INTERNAL VERSUS EXTERNAL DIVERSIFICATION OF THE FINNISH TELECOM SECTOR

3.1 A note on the data used

In the selection of firms to include in our analysis we sought to narrow down the list to those firms which have actively patented in core telecom technology fields. These core fields were identified through a combination of expert opinion and the patenting profiles of firms which we know are prominent in the Finnish telecom sector. The result was the list of 15 firms in table 1, all of which hold a minimum of at least ten patents.

Table 1. Description of firm sample

Name	Employees in 2002	Description
Nokia	52 700	Telecom equipment producer
Tecnomen	249	Telecom equipment producer
Benefon	129	Telecom equipment producer
TeliaSonera (Sonera)	8 170	Operator (used to be PTT)
Elisa	8 120	Operator
Aspocomp	3 080	Circuitry and mechanics supplier
Perlos	3 640	Precision component supplier
Eimo	1 940	Plastic component supplier
Elektrobit	1 400	R&D services and automation
Okmetic	515	Circuitry and component supplier
Micro Analog Systems	167	Circuitry and component supplier
Scanfil	362	Electromechanical component
SSH Communications	127	Security solutions supplier
First Hop	67	Mobile middleware supplier
Netseal	50	Embedded software supplier

As expected, the list includes prominent firms in the telecom sector in terms of size and/or importance. Hence, the major telecom equipment (terminals and network systems) providers are included, along with the two biggest operators, and key component suppliers. These firms also constitute the core of the broader Finnish ICT cluster (Rouvinen and Ylä-Anttila, 2003).

One problem in this context is the fact that software is not easily patentable in Europe, as compared e.g. to the US. This is because a patentable invention must have a technical character in the sense that it has industrial application. Hence, the patent system in Europe (including Finland) mainly tends to cover embedded software that is linked to hardware, for example to a switching system or mobile terminal. There is indication that embedded software indeed is increasingly being patented, especially in the core telecom technology fields (McQueen and Olsson, 2003). The poor patentability of software implies that pure software firms or inventions might not be included in our analysis, even though firms developing embedded software are included. This should be kept in mind when interpreting the results.

The logic behind defining the firm sample through patenting was to secure the inclusion of the most innovative and R&D-intensive firms of the Finnish telecom sector. Further, it could be expected that these firms have been the most active ones in terms of strategic R&D alliances. The next step was to identify the R&D alliances of the firms. Whereas the patent data extends back to 1990s, we only have reliable data on their R&D alliances since 1995. We defined a R&D alliance as *'a formal/contractual longer-term relationship characterised by the commitment of two or more partners to develop joint technologies/innovations'* (for a more extensive discussion and typology of R&D alliances see Palmberg and Martikainen (2003)). This definition was then used to identify R&D

alliances that the firms had been involved in through reviews of their annual reports and articles in the most important business newspaper in Finland.¹ This so-called literature-based alliance counting methodology is commonly used in research on alliances (see e.g. de la Mothe and Link (2002)).

As suggested in the introduction we use the patent data to capture internal, or indigenous, technological diversification, while the data on R&D alliances captures the external technological diversification of the firms. In addition to the poor coverage of software, patent data also has other well-known limitations. They might disguise both inter-industry and inter-firm differences in the propensity to patent, as well as differing levels of significance of individual patents in relation to technological advances (Griliches, 1990). Here a specific issue is the degree to which one can delineate the relative cognitive closeness of different patentable technology fields. In other words, relatively arbitrary assumptions have to be made with respect to which technology field, or IPC classes (the patent classification nomenclature employed by most patent offices), are sufficiently different than others to count as diversification proper. In this paper we stick to relatively detailed 4-digit technology classes as defined by the International Patent Convention (see <http://classifications.wipo.int>).

The data on R&D alliances has also been classified to the 4-digit technology classes using the same IPC nomenclature. This classification thereby enables the comparisons of patterns of diversification across patents and R&D alliances by their content. There are two limitations to this exercise that should be mentioned. First, data collection is of necessity only limited to publicized R&D alliances through the firms own reporting or through reporting by the chosen business journal – this under-coverage is a common problem of literature-based alliance counting methodologies. Second, an R&D alliance might often be somewhat broader in scope than patents as described at a 4-digit technology class level. We have attempted to minimize this limitation through careful consideration of the technical content of the included R&D alliances.²

The final step in our methodology was to produce a concordance table linking the 4-digit technology classes to broader technology categories which are more informative in terms of recent developments in the telecom sector. In table 2 we hence distinguish between traditional telecom technologies, Internet-related telecom and various application areas of relevance to next generation standards. It should be stressed that the resulting concordance table is based on a subjective inspection of all patents and R&D alliances included, and might hence not be relevant to other firms or countries.

¹ The business newspaper is Kauppalehti, the largest one in Finland by the number of subscribers.

² The R&D alliances were classified to the most important primary IPC class to define their primary content and to secondary classes in cases where an alliance clearly covered diverse contents.

Table 2. Concordance table between 4-digit technology classes and broader categories

Technology categories	IPC-classes
<i>Traditional telecom</i>	
Transmission	H04B, H01Q,H01P,H04J,G01R
Switching	H04Q,H01H
Voice applications and equipment	H04M,H04R,G10L
<i>Internet-related telecom</i>	
Data and Internet applications	G06F,H04L,G06N
Encrypting and security	H04K
User authentication and access control	G09F
<i>Applications</i>	
Pictorial communication	H04N
Positioning	G01S
Games	A63F
Electronic payment	G07G
Mechanical technologies	B23K,B29C,G06N,H05K,H01B,H01R,H02B,H02G
Codecs and algorithms	H03M,H03L
Machine to machine	G08C
Photography	G03B
<i>Others</i>	Remaining ICT-relevant classes

In the table the traditional telecom categories include transmission technologies, which specify the physical layer of electrical and radio interfaces, and link layer protocols in telecom systems. Switching includes technologies and algorithms for naming users and services, addressing them with numbering and algorithms and technologies for connecting users and services by using names and addresses in the switching layers. In the linear 3G scenario roaming and handover algorithms are based on switching technologies and signaling protocols controlling the switching. Hence, these technology fields to a significant extent also underlie the linear 3G scenario. We have also included voice related algorithms such as speech analysis and synthesis, voice reproduction and voice terminal equipment, such as mobile phones, in these technology categories.

Internet-related categories include data and internet applications for digital datacom. Specific areas such as encrypting and security and user authentication and access control are important in data, since they must be built as separate functionalities or applications. In traditional telecom, switching authentication, access control and security are based on fixed switched connections and they are inherent in the system architecture as covered by the categories ‘Switching’. Thus, these Internet-related categories are essential both in the extreme 4G scenario and in the hybrid 3G/4G scenario.

Application categories include pictorial, video and voice applications and corresponding codecs and algorithms, photography, games, positioning and payment technologies. Electronic payment and machine to machine applications are also included. All of these categories are of primary importance to smart phones to be used in 3G and 4G network environments, and thus relate to all three of our scenarios. Mechanical technologies

relevant to manufacturing of telecom equipment and terminals are complementary areas also included in application categories.

3.2 Trends and structure of patenting and R&D alliance activity

The indigenous nature of technological diversification as viewed through patenting might also be judged by the country, or patent office, where the patent was first applied for (this application is also called the priority application). Inventions are typically patented in those countries where firms intend to commercialize and compete with their inventions. However, the R&D activities of firms are also often highly international, whereby a significant share of inventions might originate at their foreign affiliates through expatriate R&D (Palmborg and Pajarinen, 2004). In this paper we have chosen to limit the analysis of internal/indigenous diversification to patents applied for at the Finnish Patent Office in order to underline our interest in the indigenous nature of internal technological diversification. Further, through this choice we secure the broadest possible coverage of patents, also of the smaller firms included in the sample.

As we limit the analysis to patents applied for at the Finnish Patent Office, our treatment will undoubtedly be somewhat biased against firms heavily engaged in expatriate R&D and operating on global markets. This is especially true in the case of Nokia as a global firm with extensive R&D activities abroad. We should therefore stress that our analysis only covers Nokia partially since a growing share of the patents are applied for at foreign patent offices (most notably the European and US patent offices). Although other firms included in our sample also patent abroad, the Finnish context is relatively much more important to these firms when compared with Nokia.

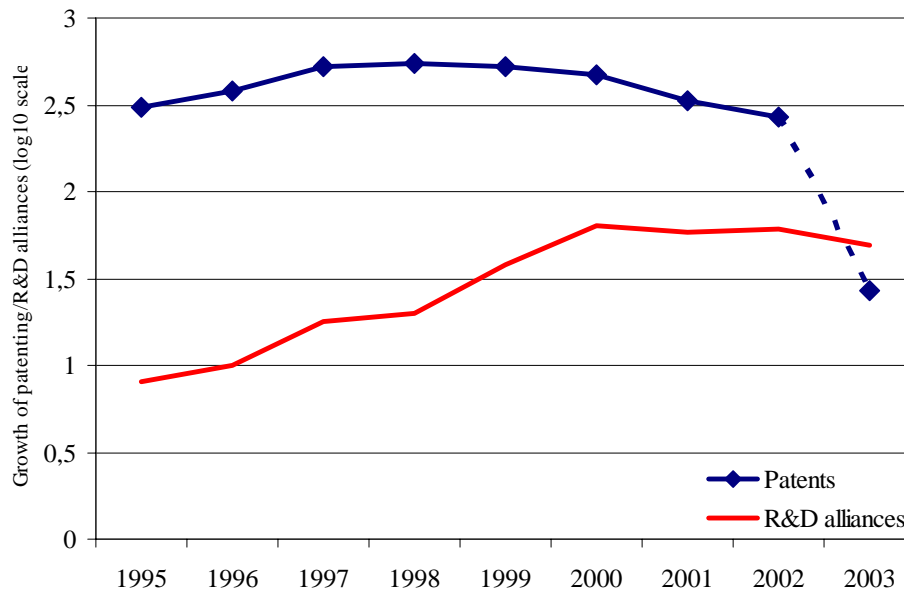


Figure 1. Trends in patenting and R&D alliance activity of firm sample

As shown in figure 1, patenting has grown at a steady rate throughout the mid 1990s, after which there has been a relative decline. This trend reflects, above all, the GSM breakthrough and subsequent internationalization of Nokia as the focus on patenting shifted toward US and European markets (Palmberg and Martikainen, 2004).³ The rapid drop since 2002 is a statistical artifact due to an approximate 1.5 year time lag in publicizing patent applications at the Finnish Patent Office. According to the logarithmic scale, the R&D alliance activity picks up later than patenting, but shows relatively faster growth than patenting towards the late 1990s.

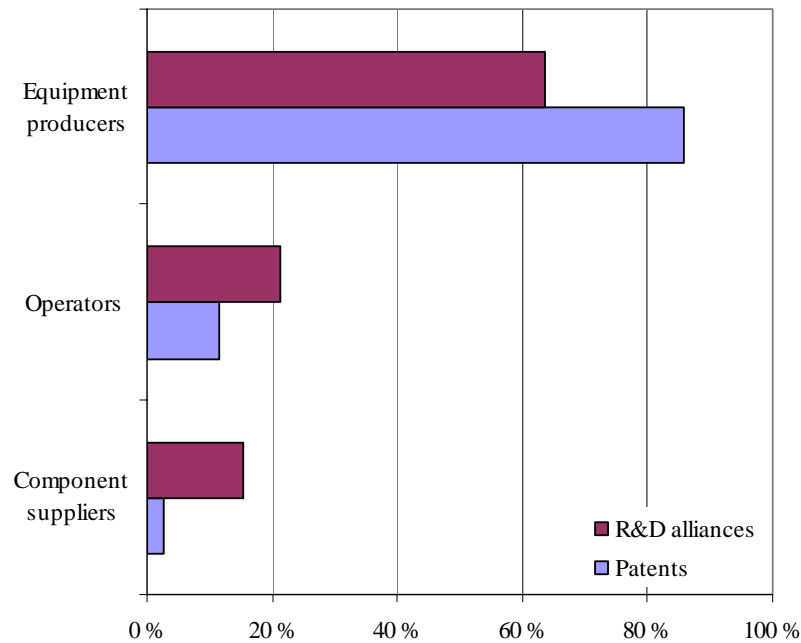


Figure 2. Distribution of patent applications and R&D alliances across firm sample

On closer inspection of the distribution of patenting and R&D alliances (figure 2) across the firm sample, the dominance of Nokia in patenting is especially clear. Altogether the sample includes 4 439 patent applications at the Finnish Patent Office. Equipment producers account for 85 percent of these (3 810 applications), with Nokia alone contributing to this share with 86 percent. Nonetheless, the two main Finnish operators do also account for a significant 12 percent share of the applications (516 applications). The remaining 3 percent share (113 applications) is accounted for by the component suppliers. These applications are relatively evenly spread out across the firms included in the sample.

³ We also analyzed patent data drawn from the European Patent Office (EPO) and could essentially confirm that the decline in Nokia's patenting at the Finnish Patent Office is compensated by a significant increase since 1999 in patenting at the EPO, and especially at the US Patent Office.

Our literature-based alliance counting methodology identified 364 R&D alliances involving firms in the sample. Of these the equipment producers accounted for 63 percent (231 R&D alliances), while operators accounted for 21 percent (77 R&D alliances) and component suppliers accounted for 15 percent (55 R&D alliances). Even though the share of Nokia of all alliances involving the equipment producers is 96 percent, the dominance of Nokia is lesser when compared to patenting. Especially component suppliers appear to have a higher R&D alliance intensity than their share of patenting would predict. This is also true for the operators, and especially well-documented in the case of Sonera due to aggressive internationalization in the late 1990s (Annual Reports 2000-2002). It should be noted that only 8 percent of all these 364 R&D alliance are between the firms included in the sample (informal R&D collaboration, not captured by our definition of R&D alliances, is probably much more widespread).

3.3 Breadth of technological diversification

We approach the issue at hand through indicators of the breadth and depth of internal/indigenous and external technological diversification of the prominent Finnish telecom firms. Of indicators capturing the breadth of diversification, the Herfindahl index is a commonly used one (see e.g. Giuri et al., 2002). The Herfindahl index is conventionally used to approximate industry concentration. In this paper we use it to derive a measure of the dispersion of patents and R&D alliance across the 4-digit IPC technology classes of the sample firms.⁴ Accordingly, a high value of the Herfindahl index indicates that the firms have concentrated their patenting to a few classes, and hence that their degree of internal/external technological diversification is low. A low value of the index indicates that the firms have spread out their patenting across a wider range of technology classes, and hence that they have a greater breadth in their internal/external technological diversification.

⁴ The Herfindahl index is here defined as follows, where s_i is the share of patents/R&D alliances within a specific 4-digit IPC class of all patents/R&D alliances at the firm or firm group level:

$$Herfindahl_i = \sum_i s_i^2$$

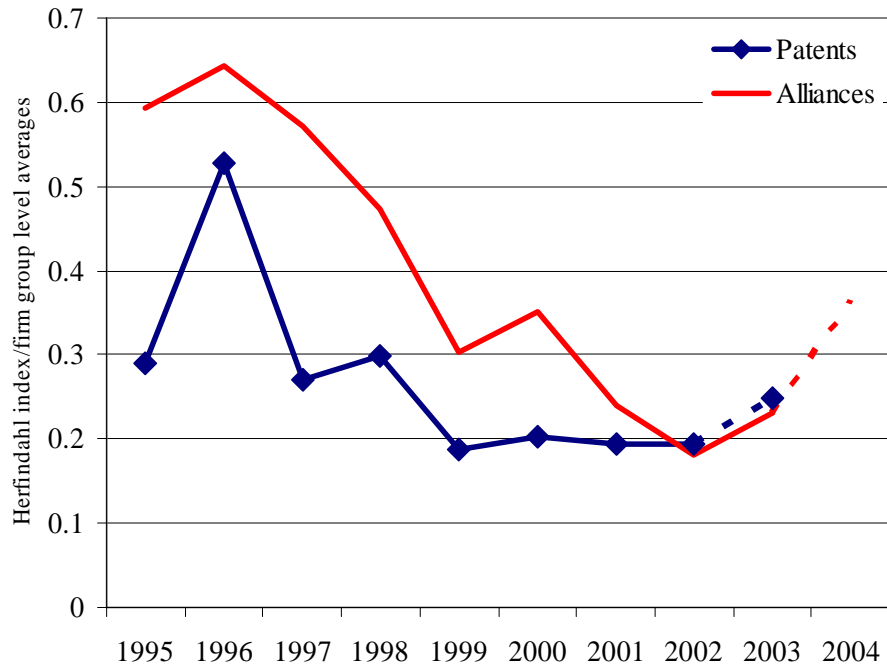


Figure 3. Degree of internal/external diversification by Herfindahl: all firms in sample

Broader patterns of diversification across all groups of firms in the sample are illustrated in figure 3. It is clear that internal/indigenous diversification, as measured through patenting, is broader in scope than external diversification as measured by R&D alliances (although the indexes are converging during recent years). This is compatible with theoretical insights and empirical research discussed above, in so far as R&D alliances might be considered to better cover R&D of the more market-oriented and applied type when compared with patents (Giuri et al., 2002). Thus, these Finnish firms at the core of the ICT cluster appear to be multi-technology especially in their internal activities, while a greater degree of concentration within specific technology fields is evident in their external diversification patterns.

When looking at the overall trend over time, there is a clear increase in the breadth of both internal/indigenous and external diversification over time, especially until the early 2000s (observations from 2004 have to be discounting as this is an ongoing year). This result is probably explainable by the heightened uncertainty surrounding the future choice of standards in the telecom sector, as suggested above. It might also reflect the search for ‘killer applications’ in future 3G or 4G markets. In these circumstances, R&D alliances might be a viable option to diversify into uncertain non-core technologies, exploit economics of scale and scope in R&D, and share risks (compare with the discussion in Teece (1986)).

In order to cater for differences across the equipment producers (mainly Nokia), operators and component suppliers, Herfindahl indexes were also calculated as firm level averages across the different firm groups (see the appendix). From this viewpoint it is

clear that especially the equipment producers account for the higher average degree of internal/indigenous diversification of the firm sample, when compared with external diversification. This is intuitive since especially Nokia is a large multinational firm with extensive R&D resources. However, in recent years the diversification of the operators is characterised by the opposite pattern. They appear as more diversified externally when compared to their internal/indigenous diversification.

Finally, a distinct pattern emerges in the case of the component suppliers. These firms are characterised by lesser breadth both in their internal/indigenous and external diversification pattern. This is also intuitive, since these firms are significantly smaller and more specialised than the equipment suppliers and operators – they are suppliers of specific network equipment, mobile phone components or embedded software. When the Herfindahl is calculated as an average across all firms in this group rather than as averages at the firm level, we notice that these firms are focusing on different technology fields. Hence, the component suppliers are technologically diversified as a group, even though they are highly focused at the firm level.

3.4 Depth of technological diversification

Turning to the depth of internal and external technological diversification, this can be approximated by ranking the distribution of patent applications and R&D alliances of the firms across the broader technology categories presented in table 2. This will suggest whether patterns of internal diversification are similar or different to patterns of external diversification also in terms of content. In other words, we can assess whether Finnish telecom firms have diversified towards similar or different technology fields through collaborative R&D alliances when compared with their indigenous diversification in core fields. We thereby also divided the data into the two time periods. The ranked distribution of patents by technology fields is illustrated in figure 4.

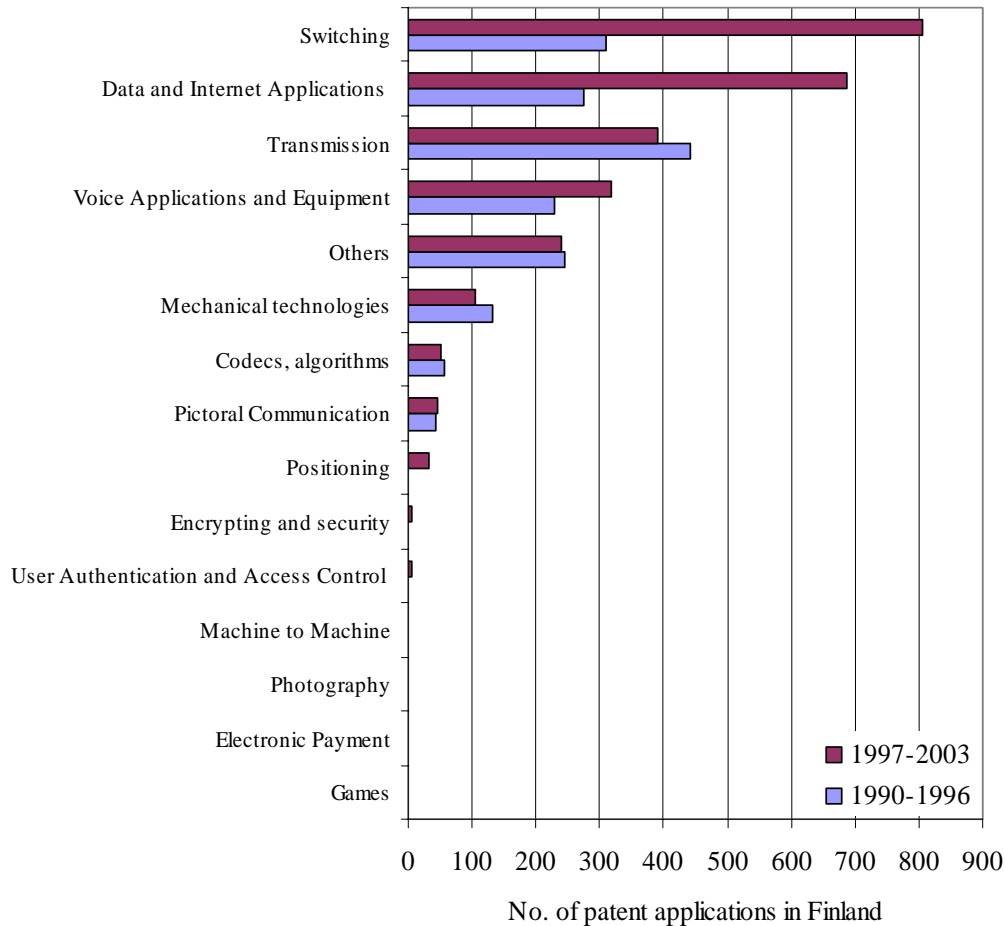


Figure 4. Ranked distribution of patents by technology fields

With reference to the concordance table between IPC classes and broader technology categories, the following observations are immediately clear from the figure.⁵

First, the traditional telecom field of ‘Switching’ has grown relatively most, followed by ‘Data and Internet Applications’ representing internet-related telecom. These two fields are also the most important ones in the internal/indigenous diversification patterns of the firms, especially in recent years. The other fields show lesser changes in importance over time. We register a slight decrease in patenting in the field of ‘Transmission’, and an increase in the field of ‘Voice Applications and Equipment’. Both of these fields might also be classified to the traditional telecom category as the majority of these patents relate to both fixed and mobile telephony.

⁵ We also analyzed patent data drawn from the European Patent Office and could essentially confirm that the ranked distribution of patenting is similar, by and large, when compared with figure 4. Even though there has been accelerating growth in patent applications of the firm sample at EPO, the ranking in recent years is topped by the category ‘Switching’ followed by ‘Data and Internet applications’, ‘Voice applications and equipment’ and ‘Transmission’. However, we did not have the possibility to compare with patenting at the US patent office.

A second observation is the very low number of patent applications in the various fields of applications of relevance to smart phones in 3G or 4G network environments. Patenting in the field of ‘Pictorial communications’ has remained at low levels throughout, while an increase in the field of ‘Positioning’ is evident in recent years. Nonetheless, the application fields ‘Electronic payment’, ‘Games’ and ‘Photography’ are not covered by patent applications at the Finnish Patent Office.

These two observations hold true across both the equipment producers and the operators, for which the top of the ranking list is dominated by traditional telecom fields. However, the component suppliers are characterised by a slightly different pattern since ‘Data and Internet Applications’ clearly tops the ranking list. As a group, it thus seems that the smaller and more focused component suppliers have been earlier entrants to Internet-related telecom fields.

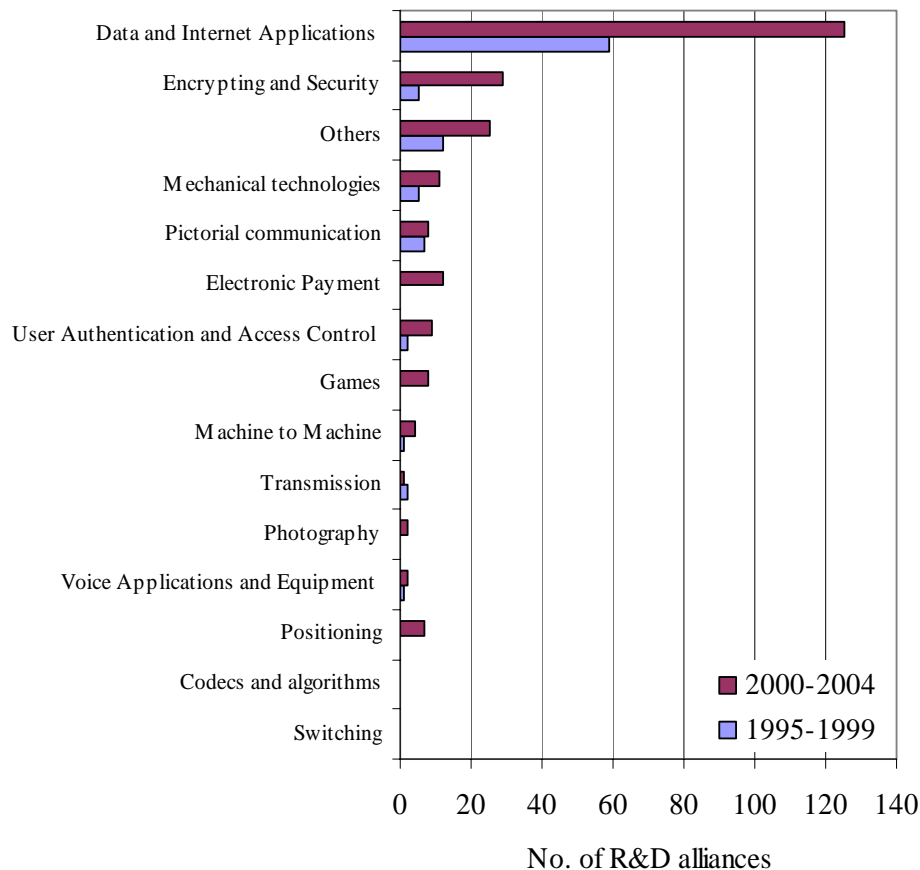


Figure 5. Ranked distribution of R&D alliances by technology fields

The ranked distribution of R&D alliances across technology fields, in figure 5, is very different. R&D alliances categorized to the traditional telecom fields of ‘Switching’, ‘Transmission’ and ‘Voice applications and equipment’ are particularly non-existent, especially in recent years. Instead a large majority of all R&D alliances fall within the field of ‘Data and Internet Applications’, followed by ‘Encrypting and Security’ and the various application fields. Moreover, the number of alliances in these categories have

increased manifold in recent years – this is especially evident in the case of ‘Encrypting and security’, ‘Electronic payment’ and ‘Games’ as important application fields both in 3G and 4G.

By and large these observations again hold true across all three firm groups, although the share of R&D alliances in the various application fields is relatively higher for the equipment producers (especially Nokia) when compared with the operators and component suppliers. This is intuitive, since the equipment producers are ‘systems integrators’ of operator services and telecom components, which serve end-users of telecom equipment, and hence also need to be more involved in developing and supporting various application functionalities that add value to their hardware.

Thus, based on these ranked distribution measuring the depth of technological diversification, the general impression is that the Finnish telecom sector has pursued a dual path in technological diversification towards next generation standards. Internal/indigenous capabilities have diversified in the traditional telecom fields in parallel with partial entry to Internet-related technology fields. Nonetheless, the relatively larger increase in patenting in the traditional telecom fields suggests that indigenous capabilities of the telecom sector to a relatively larger extent is focused on traditional telecom technologies with strong ties to the GSM-UMTS continuity of the linear 3G scenario, rather than with the extreme 4G scenario. Further, the very low number of patent applications in the various application fields of relevance to smart phones in 3G or 4G network environments suggests that the Finnish telecom sector is indigenously weak in application fields.

Judged by the content of external diversification, the R&D alliances that the firms have been engaged in appear as highly complementary due to the dominance of Internet-related technologies and due to the rapid growth of alliances in the various application fields. On the one hand, this overall pattern in the diversification of the core Finnish ICT cluster appears quite viable as judged by the theoretical literature. Non-core, unrelated or complementary technologies have been accessed through collaborative R&D alliances, where the uncertainties, risks but also liabilities are shared amongst the partners (compare with the discussion in Palmberg and Martikainen (2005)). This might also be a viable way forward in the both the linear 3G and hybrid 3G/4G scenarios. On the other hand, the seemingly over-reliance on external diversification through R&D alliances in these fields might also constitute a threat to the Finnish telecom sector, especially if further developments in Internet-related fields mounts to a disruption of the whole ICT industry in line with what we labelled the extreme, albeit also more unlikely, 4G scenario.

3.5 The nature of external diversification

A complementary viewpoint is to analyse, in greater detail, the nature of the external diversification. The data on R&D alliances contains information on the collaborative partners involved. We propose two additional dimensions to our analysis, namely the regional distribution of R&D alliance partners and the ranking list of the actual partner

firms. These dimensions provide further indications of the position of the Finnish telecom sector with respect to the 3G and 4G scenarios. Specifically, the strong European backing of the W-CDMA standard that underlines the UMTS would suggest that European firms are the most viable partners in the linear 3G scenario. In contrast, the hybrid 3G/4G scenario, and especially the Internet-related WLAN/WiMax path underlying the extreme 4G, is strongly US-backed and hence also better approached through R&D alliances with US partners (see e.g. Kogut (2003); Henten and Saugstrup (2004)).

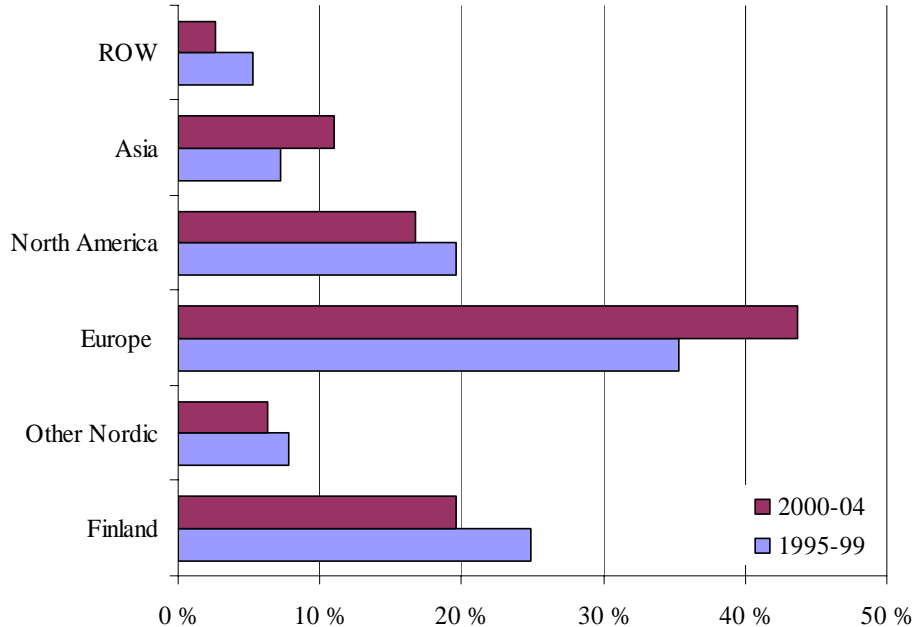


Figure 6. Regional distribution of R&D alliance partners

The regional distribution of R&D alliances by the country of origin of firms, displayed in figure 6, has undergone relatively significant changes during the time period studied. The most indicative change is the decline in the share of domestic R&D alliances in recent years when compared with developments in the late 1990s. This decline is reflected in a corresponding increase in the share of Asian and especially European R&D alliance partners, which presently accounts for the majority of all partners. The share of Nordic R&D alliances and those including US (North American) firms has also declined slightly.

These regional shifts are to be interpreted from various viewpoints. What appears clear is that the decreasing relative importance of Finnish partners points towards an increasing internationalisation of the R&D of these firms. Cross-border R&D alliances is one mechanism, alongside FDI, mergers and acquisitions, through which firms might become engaged in expatriate R&D (Serapio and Hayashi, 2004). This interpretation is also in line with what we know about the trends in internationalisation of R&D of Finnish firms in general and multinational firms in particular (Ali-Yrkkö et al., 2004; Palmberg and Pajarinen, 2004).

On closer inspection of the data, at the firm group level, some interesting differences nonetheless emerge. Most noteworthy of these is the increase, rather than decrease, in the share of domestic partners to R&D alliances involving the operators. It thus seems that the Finnish context is becoming increasingly important in the external technological diversification patterns of the Finnish operators, at least from the viewpoint of formal collaboration through publicized R&D alliances. This is an interesting observation worthy of further investigation in terms of the exact content of these alliances.

The regional shifts in the nature of alliances can also be taken as further confirmation of the relative specialisation of the Finnish telecom sector within 3G technologies and related standards. As suggested, the strong European backing of the UMTS standard would imply that firms which pursue this path would be inclined to collaborate with other European firms possessing the necessary capabilities. The increasing share of European partners to the R&D alliances suggests that this indeed is the path being pursued. In part, these R&D alliances cover collaboration within well-known European 3G forums and standardization bodies, such as the 3GPP forum, the WAP forum and Symbian developing operating software for smart phones. However, especially Nokia is also involved in a range of other global forums and standardization bodies, such as the IEEE that are more focused on IP- and WLAN/WiMax-related technologies of the extreme 4G scenario.

Our final viewpoint is the ranking of the actual partner firms to the R&D alliances in table 3. This table partly confirms the discussion above in the sense that the most frequent partner has been the Swedish firm Ericsson (including the recent joint venture Sony-Ericsson). Ericsson has been an strong supporter of W-CDMA technologies in the context of the linear 3G scenario, especially in the 3GPP forum (Leiponen, 2005).

The German telecom giant Siemens is also high on the list. US datacom firms such as IBM and Hewlett-Packard, as well as the telecom equipment and component firm Motorola and the security software producer Check Point Software are also well represented. Nonetheless, these firms are second-tier incumbents in the field of Internet-related telecom when compared to such new entrants originating in the 1990s from Silicon Valley in the US such as Cisco, Sun Microsystems, Oracle, as well as Lucent, 3Com and the US media giant AOL Time Warner Networks (Kenney, 2003). These firms do also appear as R&D alliances partners, but much less sporadically. Hence, at least in terms of publicized formal collaboration, ties to first-tier Internet telecom carriers appear as relatively weak.

Table 3. Top 25 ranking list of partners to R&D alliances

	1995-99	2000-04	Total
ERICSSON	8	7	15
IBM	5	9	14
MOTOROLA	4	9	13
HEWLETT-PACKARD	3	9	12
SIEMENS	0	8	8
TEXAS INSTRUMENTS	2	6	8
INTEL	4	2	6
CHECK POINT SOFTWARE	1	4	5
OSUUSPANKKI	2	3	5
SONY ERICSSON	0	5	5
SAMSUNG	0	4	4
TEKES	2	2	4
VTT	2	2	4
ACCENTURE	0	3	3
ALCATEL	2	1	3
AT&T	1	2	3
CAP GEMINI	0	3	3
FUJITSU	0	3	3
INTERNET SECURITY SYS	0	3	3
NTT DOCOMO	1	2	3
PHILIPS	1	2	3
SUN MICROSYSTEMS	0	3	3
SYMBIAN	0	3	3
TOSHIBA	2	1	3
BMC SOFTWARE	0	2	2

4 A CONCLUDING DISCUSSION

In this paper we have taken as a point of departure the ongoing convergence between telecom and datacom, and present uncertainties characterising the telecom sector due to competition between next generation standards. We identified three possible scenarios in this context, which we labelled the linear 3G scenario, the extreme 4G scenario and the hybrid 3G/4G scenario. Our basic aim was then to analyse recent patterns of internal/indigenous and external technological diversification of the Finnish telecom sector vis-à-vis these three scenarios in order to provide some insights into present and possible future developments. The frame of reference was the literature on technological diversification and strategic R&D alliances, and its emphasis on path-dependency phenomena, multi-technology firms, and the importance of complementary assets during innovation.

At the outset, it should be stressed that it has been outside the scope of this paper to assess which of the three above mentioned scenarios actually will prevail. Likewise, we do not propose a definite viewpoint on the strengths and weaknesses of the Finnish telecom sector in these scenarios. Our data is limited to patentable technologies, whereby ‘pure’ software-related technologies might be underrepresented. The focus on patent applications at the Finnish patent office is motivated by our interest in the diversification of indigenous technological capabilities, but does bias against the larger firms (especially Nokia) in the sample which are heavily engaged in expatriate R&D and operating on global markets. Our literature-based alliance-counting methodology might also be subject to under-coverage of R&D alliances depending on the publication policies of the firms included. With these limitations in mind, the following conclusions nonetheless emerge from our empirical analysis.

First, the emergence of the Finnish telecom sector and the breakthrough of Nokia following the inauguration of the GSM service globally, is apparent both in the growth of patent applications and R&D alliances. The dominating position of Nokia is especially clear in patenting. The internationalisation of Nokia also implies that the focus of patenting has shifted towards European and especially US markets starting from the late 1990s, which fall outside the scope of our analysis. However, in R&D alliances Nokia’s domination is lesser and especially the operators appear as relatively much more active than their patenting would suggest – this is largely due to the aggressive internationalization of Sonera as the major operator in Finland. The R&D alliance activities of the firms included in the sample has also increased at a faster rate than their patenting. These patterns are compatible with previous empirical research of other firms and countries, and also fit the broader picture of trends in the R&D alliance activities of firms globally in the ICT sector (Palmberg and Martikainen, 2005).

Second, a more substantial conclusion concerns the breadth and depth of technological diversification. The Herfindahl indexes that we employed to measure the breadth of diversification suggests that the degree of diversification of the Finnish telecom sector has increased over time, even though this diversification is lesser in terms of external diversification through R&D alliances when compared to internal/indigenous diversification as captured by patenting. This diversification was interpreted as a natural consequence of ongoing convergence between the telecom and datacom sectors, the emergence of, and competition between, multiple standards after the GSM era, as well as by the search for ‘killer applications’ in future 3G or 4G markets. However, it probably also reflects the emergence and broadening of the ICT cluster in Finland, even though Nokia still is the dominating firm.

In the literature, special emphasis is given to the pervasiveness of path-dependency during technological diversification at the firm and industry level due to the localised nature of learning processes (Foss, 1997). Our results concerning the depth of diversification also highlights path dependency, especially in the case of the internal/indigenous diversification patterns of the firms included. The strong early focus given to the GSM standard, so successfully mastered by Finnish firms in the past, seems to prevail due to

the significant, and growing, number of patent applications in traditional telecom fields such as switching and transmission. These technologies underlie the linear 3G scenario, and hence we suggest that the indigenous capabilities of the telecom industry appear as especially strong in this scenario.

However, these traditional telecom fields are also increasingly complemented with new Internet-related technologies, especially in external diversification through R&D alliances. The received literature suggests that R&D alliances are viable in diversification towards non-core, unrelated or complementary technologies where the uncertainties, but also risks and liabilities, are shared. Thus, if the scenario that we labelled the hybrid 3G/4G scenario becomes a reality, this mode of diversifications appears fruitful. However, if the extreme 4G scenario will be the dominating one, and disrupt the ICT sector as a whole, our analysis provides indication that this over-reliance on external diversification might constitute a threat to the Finnish telecom sector. However, most commentators, including ourselves, deem the extreme ‘stand-alone’ 4G scenario as an unlikely one.

A *third* conclusion is that the Finnish telecom sector appears indigenously weak within various application fields of relevance in 3G and 4G network environments that our results suggest, even though these fields increasingly have been covered by R&D alliances. This might be a reflection of the ongoing uncertainty and search for ‘killer applications’ in the telecom sector through collaborative diversification. Many of these applications might emerge within firms and sectors not directly covered in our analysis, such as media, banking and health-care. A bigger question, beyond the scope of this paper, is to what degree such sectors in Finland manage to become integrated with the ICT cluster as a whole. This is relevant both in the extreme 4G scenario and in the hybrid 3G/4G scenario, where Internet-related ‘all-IP’ applications most probably will dominate. Hence, interactions between the telecom core of the ICT cluster, and advances users within these sectors, are of crucial importance to the future of the broader Finnish ICT cluster, especially if we discount Nokia as a global firm with lesser ties to Finland than previously.

Fourth, our analysis also provides observations on the nature of external diversification through data on the actual collaborative partners within the R&D alliances. Judged by the decreasing share of domestic partners to R&D alliances, the internationalisation of R&D of the Finnish telecom sector is evident and in line with what is known about the internationalisation patterns of Finnish firms more generally (Ali-Yrkkö et al., 2004). International R&D alliances provide a complementary path of internationalisation of R&D along with FDI, mergers and acquisitions. International R&D alliances become increasingly important in developing globally applicable Internet-related applications. However, more to the point, the large and increasing share of European partners strengthens further the impression that a path-dependency along the GSM-UMTS continuum in the linear 3G scenario is detectable. R&D alliance ties to US firms, and especially those prominent in new Internet-related technology fields, are more sporadic and hence appear much weaker.

Finally, we wish to point out once more that this paper does not adequately capture Nokia's diversification due to the data limitations discussed above, and should therefore primarily be read as an analysis of the domestically-based Finnish telecom sector. Nokia is now a global firm with extensive R&D activities abroad and engaged in a broad range of R&D alliances covering most aspects of the 3G and 4G scenarios that we identified in this paper. Further, the patenting of this firm is increasingly internationalized to foreign patent offices not covered here, most notably the US patent office.

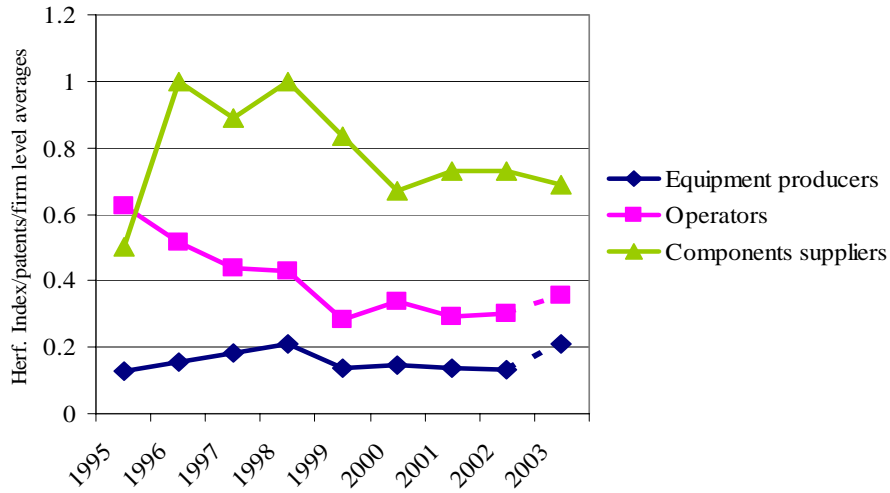
REFERENCES:

- Ali-Yrkkö, J, Lovio, R and Ylä-Anttila, P (eds.). 2004. *Multinational enterprises in the Finnish innovation system*. Helsinki: Taloustieto Oy.
- Bohlin, E et al. 2004. *The future of mobile technologies in EU: assessing 4G developments*. Final report forthcoming in the ESTO Network publication series.
- Cantwell, J and Pisicittello, L. 2000. Accumulating technological competence: its changing impact on corporate diversification and internationalisation. *Industrial and Corporate Change*., vol.9, no.1.
- Cohen, W and Levinthal, D. 1990. Absorptive capability: a new perspective on learning and innovation. *Administrative Science Quarterly*, vol.35, issue 1, 128-152.
- Foss, N. 1997. *Resources, firms and strategies – A reader in the resource-based perspective*. Oxford: Oxford University Press.
- Fai, F and von Tunzelman, N. 1999. Industry-specific competencies and converging technological systems: evidence from patents. *Structural Change and economic Dynamics* 12, 141-170.
- Giuri, P, Hagedoorn, J and Myriam, M. 2002. Technological diversification and strategic alliances. *LEM Working Paper Series* 2002/04.
- Granstrand, O, Patel, P and Pavitt, K. 1997. Multi-technology corporations: why they have “distributed” rather than “distinctive core” competencies. *California Management Review*, vol.39, no.4.
- Griliches, Z. 1990. Patent statistics as economic indicators: a survey. *Journal of Economic Literature* 28, 1661-1707.
- Hagedoorn, J. 1993. Understanding the rationale of strategic technology partnering: interorganizational modes of cooperation and sectoral differences. *Strategic Management Journal*, vol. 14, 371-385.
- Hagedoorn, J. 2002. Inter-firm partnerships: an overview of major trends and patterns since 1960. *Research Policy* 31, 477-492.
- Henten, A and Saugstrup, D. 2004. 3G standard: the battle between WCDMA and cdma2000. Paper presented at the *Nordic ICT Workshop ‘Past developments and future challenges of the Nordic ICT sectors, 19-20 August, Helsinki*
- Kodama, F. 1986. Technological diversification of Japanese industry. *Science*, 233, 291-296.
- Kenney, M. 2003. The growth and development of the Internet in the United States. In Kogut, B (ed.) *The global Internet economy*. Cambridge MA: The MIT Press.
- Kogut, B (ed.). 2003. *The global Internet economy*. Cambridge MA: The MIT Press.

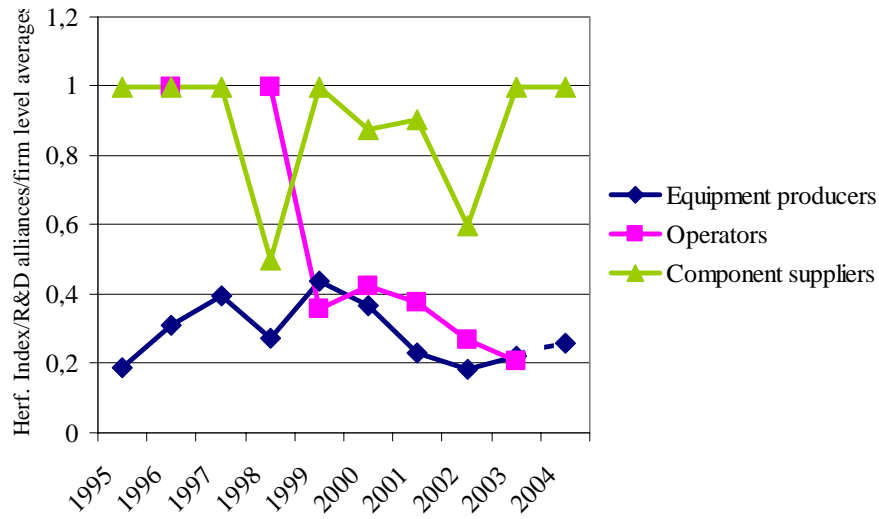
- Leiponen, A. 2004. Standardization strategies: a comparison of wireless telecommunications firms from Asia, Europe, and North America. Forthcoming in Zysman, J (ed.) *The digital era: national responses, market transition, and global technology*.
- Malerba, F; Breschi, S; Lissoni, F. 1998. *Knowledge proximity and technological diversification*. Paper submitted to the Commission: March, 1998.
- McQueen, D and Olsson, H. 2003. Growth of embedded software related patents. *Technovation* 23, 533-544.
- de la Mothe, J and Link, A (eds.). 2002. *Networks, alliances and partnerships in the innovation process*. Boston: Kluwer Academic Publishers.
- Palmberg, C and Martikainen, O. 2004. The GSM standard and Nokia as an incubating entrant. Forthcoming in *Innovation: Management, Policy & Practice*.
- Palmberg, C and Martikainen, O. 2005. Trends and characteristics of R&D alliances in the ICT sector. Forthcoming in Zysman, J (ed.) *The digital era: national responses, market transition, and global technology*.
- Palmberg, C and Pajarinen, M. 2004. The global dispersion of innovative activities – the case of Finnish multinationals. *ETLA Discussion papers* no. 916.
- Penrose, E. 1959. *The theory of the growth of the firm*. Oxford: Oxford University Press.
- Research Policy. 1998. Special Issue: Technology and the Firm. *Research Policy* 27, no.5.
- Rouvinen, P. and Ylä-Anttila, P. 2003. Case Study: Little Finland's Transformation to a Wireless Giant. In S. Dutta, B. Lanvin, and F. Paua (Eds.), *The Global Information Technology Report 2003-2004*. New York: Oxford University Press, pp. 87-108.
- Shapiro, C. 2003. Navigating the patent thicket: cross licenses, patent pools, and standard-setting. In Jaffe, A, Lerner, J and Stern, S (eds.) *Innovation policy and the economy*, vol. 1. Boston: MIT Press.
- Serapio, M and Hayashi, T (eds.). 2004. *Internationalization of research and development and the emergence of global R&D networks*. Amsterdam: Elsevier JAI.
- Tan, S-E, Saugstrup, D and Olesen, H. 2004. WLAN vs. UMTS – the European Scene. *Paper presented at the World Wireless Congress*, May 2004, San Francisco, California.
- Teece, D. 1986. Profiting from technological innovation: implications for integration, collaboration, licensing and public policy. *Research Policy* 15, 285-305.
- Ali-Yrkkö, J, Lovio, R and Ylä-Anttila, P (eds.). 2004. *Multinational enterprises in the Finnish innovation system*. Vantaa: Printed in Dark Oy.

APPENDIX:

Degree of internal diversification by Herfindahl: patents



Degree of external diversification by Herfindahl: R&D alliances



ELINKEINOELÄMÄN TUTKIMUSLAITOS (ETLA)
THE RESEARCH INSTITUTE OF THE FINNISH ECONOMY
LÖNNROTINKATU 4 B, FIN-00120 HELSINKI

Puh./Tel. (09) 609 900
Int. 358-9-609 900
<http://www.etla.fi>

Telefax (09) 601753
Int. 358-9-601 753

KESKUSTELUAIHEITA - DISCUSSION PAPERS ISSN 0781-6847

Julkaisut ovat saatavissa elektronisessa muodossa internet-osoitteessa:
<http://www.etla.fi/finnish/research/publications/searchengine>

- No 919 MIKA MALIRANTA – PETRI ROUVINEN, Informational Mobility and Productivity – Finnish Evidence. (Tiedollisen liikkuvuuden tuottavuusvaikutukset Suomessa). 22.07.2004. 14 p.
- No 920 MIKA MALIRANTA – SATU NURMI, Analyzing entrepreneurship with the Finnish linked employer-employee data (FLEED). Matching and qualitative properties of the data. 29.07.2004. 20 p.
- No 921 EDVARD JOHANSSON – HANNU AHO – URPO KIISKINEN – KARI POIKOLAINEN, The association of alcohol dependency with employment probability: Evidence from the population survey “Health 2000 in Finland”. Alkoholiriippuvuus ja todennäköisyys olla kokopäivätyössä: Tuloksia “Terveys 2000” aineistosta. 02.08.2004. 28 p.
- No 922 ANNIKA EVÄLÄ, Koulutuksen panokset ja tuotokset – Suomi kansainvälisessä vertailussa. 24.06.2004. 93 s.
- No 923 ARI HYYTINEN – MIKA PAJARINEN, Opacity of Young Firms: Faith or Fact? 06.08.2004. 24 p.
- No 924 PAAVO SUNI, Kiina maailmantaloudessa – Globaalitalouden kasvu ja teollisen työnjaon muutos, Taustaraportti (China in The World Economy – Global Economic Growth and the Changing International Division of Labour, A Background Report). 23.08.2004. 24 s.
- No 925 VILLE KAITILA, The Factor Intensity of Accession and EU15 Countries’ Comparative Advantage in the Internal Market. 25.08.2004. 23 p.
- No 926 ANTTI-JUSSI TAHVANAINEN – RAINE HERMANS, Financial Pecking Order and the Value Platform of Intellectual Capital. Observing the Finnish Biotechnology Industry. 25.08.2004. 34 p.
- No 927 JYRKI ALI-YRKKÖ – MAARIT LINDSTRÖM – MIKA PAJARINEN – PEKKA YLÄ-ANTTILA, Suomen asema globaalissa kilpailussa – yritysten sijaintipäätöksiin vaikuttavat tekijät. 30.08.2004. 83 s.
- No 928 PETRI BÖCKERMAN – EDVARD JOHANSSON – SATU HELAKORPI – RITVA PRÄTTÄLÄ – ERKKI VARTAINEN – ANTTI UUTELA, Does a Slump Really Make You Thinner? Finnish Micro-level evidence 1978-2002. 01.09.2004. 20 p.
- No 929 ANTTI KAUKHANEN – HANNU PIEKKOLA, What Makes Performance-Related Pay Schemes Work? Finnish Evidence. 13.09.2004. 22 p.
- No 930 KARI E.O. ALHO, Palkankorotusten vaihtoehdot ja talouden kasvu – toimialatarkasteluja Suomen teollisuudella. 04.10.2004. 17 s.

- No 931 EDVARD JOHANSSON – HANNU ALHO – URPO KIISKINEN – KARI POIKOLAINEN, Abstaining from Alcohol and Labour Market Underperformance – Have we forgotten the "dry" alcoholics? 23.09.2004. 12 p.
- No 932 MATTHIAS DESCHRYVERE, Health and Retirement Decisions: An Update of the Literature. 24.09.2004. 35 p.
- No 933 MATTHIAS DESCHRYVERE, Labour Force Behaviour of Elderly Two Adult Households: Evidence from EU-countries. 24.09.2004. 50 p.
- No 934 JARI HYVÄRINEN, EU Outsourcing to the East, Governance and Innovation Systems in the Baltic Countries – A Three-Stage Approach. 27.09.2004. 70 p.
- No 935 VILLE KAITILA, Integration and Conditional Convergence in the Enlarged EU Area. 07.10.2004. 17 p.
- No 936 MIKA PAJARINEN – PEKKA YLÄ-ANTTILA, Miksi yritykset investoivat ulkomaille? Yrityskyselyyn perustuva analyysi. 08.10.2004. 23 s.
- No 937 OTTO TOIVANEN, Choosing Standards. 11.10.2004. 31 p.
- No 938 TERTTU LUUKKONEN, Patentointi biotekniikka-alalla. 15.10.2004. 14 s.
- No 939 ESSI EEROLA – NIKU MÄÄTTÄNEN – PANU POUTVAARA, Citizens Should Vote on Secession. 20.10.2004. 15 p.
- No 940 MIKA WIDGRÉN – PEKKA SULAMAA, Aasian regionalismi vs. globaali vapaakauppa: Simulointitutkimus taloudellisista vaikutuksista. 21.10.2004. 23 s.
- No 941 MIKA WIDGRÉN, Suomen, Aasian ja uusien EU-maiden suhteellinen etu ja kilpailuasetelmien muutos. 21.10.2004. 28 s.
- No 942 MIKA MALIRANTA – SATU NURMI, Do Foreign Players Change the Nature of the Game among Local Entrepreneurs? 26.10.2004. 22 p.
- No 943 JYRKI ALI-YRKKÖ, Impact of Public R&D Financing on Private R&D – Does Financial Constraint Matter? 29.10.2004. 22 p.
- No 944 STEFAN NAPEL – MIKA WIDGRÉN, The Inter-Institutional Distribution of Power in EU Codecision. 05.11.2004. 26 p.
- No 945 MATHIAS CALONIUS, Luovan yhteiskunnan rakenteet, luovat toimialat ja muotoiluala. 08.11.2004. 31 s.
- No 946 ARI HYYTINEN – MIKA PAJARINEN, Is the Cost of Debt Capital Higher for Younger Firms? 11.11.2004. 17 p.
- No 947 MARKKU STENBORG, Explaining Open Source. 11.11.2004. 34 p.
- No 948 OLAVI RANTALA, Toimialojen T&K-panostusten ja tuottavuuden ennustejärjestelmä – Julkisen t&k-rahoituksen vaikuttavuus ja tuottavuuden pitkän ajan kasvu. 12.11.2004. 54 s.
- No 949 CHRISTOPHER PALMBERG – OLLI MARTIKAINEN, The Finnish Telecom Sector Facing next Generation Standards – Indigenous Capabilities Versus R&D Alliances. 17.11.2004. 26 p.

Elinkeinoelämän Tutkimuslaitoksen julkaisemat "Keskusteluaiheet" ovat raportteja alustavista tutkimustuloksista ja väliraportteja tekeillä olevista tutkimuksista. Tässä sarjassa julkaistuja monisteita on mahdollista ostaa Taloustieto Oy:stä kopiointi- ja toimituskuluja vastaavaan hintaan.

Papers in this series are reports on preliminary research results and on studies in progress. They are sold by Taloustieto Oy for a nominal fee covering copying and postage costs.